



New CHRIS Features

The Help Desk would like to introduce three new features recently added to the CHRIS database. First, users can sort Significant Adult records so they appear in the order determined most appropriate for case management.



Significant Adult 1

 Delete 

Last Name	First Name	Relation
<input type="text" value="Gas"/>	<input type="text" value="Aal"/>	<input type="text" value="Parents"/>
Lives With	Legal Guardian	Courtesy Title
<input checked="" type="radio"/> Y <input type="radio"/> N	<input type="radio"/> Y <input type="radio"/> N	<input type="text" value="-- Select --"/>

To move a Significant Adult record down in the order of Significant Adults, use the ↓ (down arrow circled above) next to the “Delete” button.



Significant Adult 3

 Delete 

Last Name	First Name	Relation
<input type="text" value="Asi"/>	<input type="text" value="Mee"/>	<input type="text" value="Grandparent"/>
Lives With	Legal Guardian	Courtesy Title
<input type="radio"/> Y <input checked="" type="radio"/> N	<input type="radio"/> Y <input checked="" type="radio"/> N	<input type="text" value="Rev."/>

To move a Significant Adult record up in the order of Significant Adults, use the ↑ (up arrow circled above) next to the “Delete” button.

Significant Adult 2

 Delete 

Last Name	First Name	Relation
<input type="text" value="Asi"/>	<input type="text" value="Slk"/>	<input type="text" value="Mother"/>
Lives With	Legal Guardian	Courtesy Title
<input checked="" type="radio"/> Y <input type="radio"/> N	<input checked="" type="radio"/> Y <input type="radio"/> N	<input type="text" value="Ms."/>

If a Significant Adult record appears in the middle of a list, use the corresponding ↑ up or ↓ down arrow (up and down arrows circled above) to move the record up or down in the list. Once reordering of Significant Adult records is complete, remember to click the “Save” button.

The second new feature will display the find criteria used to generate the following four reports: Schedule of Deliverables (SOD) Completed Screening Report, SOD Referral for Evaluation Report, SOD Referral Report, and the Screening_Evaluation Report.

Here is an example of the displayed find criteria on a Screening_Evaluation report. The newly displayed find criteria is outlined in red.

**SCREENING AND EVALUATION REPORT FOR CHILDREN 2.10 TO 5.11 YEARS OF AGE
BY COUNTY OF RESIDENCE**

Transition Records Omitted from Find
Completed Timelines Omitted from Find

County Of Residence	Event Range	No											Total Number of Records
		Completed Event	<0 Days	0 Days	1 to 30 Days	31 to 60 Days	61 to 90 Days	91 to 120 Days	121 to 150 Days	151 to 240 Days	>240 Days		
	RFS to SFR	11	0	0	34	43	13	0	0	0	0	101	
	SFR to RFE	13	0	88	0	0	0	0	0	0	0	101	
	RFE to PCD	17	0	83	1	0	0	0	0	0	0	101	
	PCD to EFD	101	0	0	0	0	0	0	0	0	0	101	
	RFS to RFE	13	0	0	34	41	13	0	0	0	0	101	
	RFS to EFD	101	0	0	0	0	0	0	0	0	0	101	
	RFE to EFD	101	0	0	0	0	0	0	0	0	0	101	
	SFR to PCD	17	0	83	1	0	0	0	0	0	0	101	
	SFR to EFD	101	0	0	0	0	0	0	0	0	0	101	

Referral For Screening Date (RFS): The date the center has gathered enough information to determine that a screening is appropriate.
 Screening Final Result Date (SFR): The date the final result of the screening was decided.
 Referral For Evaluation Date (RFE): The date the formal referral for evaluation is made.
 Evaluation Final Date(EFD): The date the evaluation was completed.
 Parent Consent Date(PCD): The date the parent signed the informed consent for the evaluation.

REPORT FIND CRITERIA: (1)Field Name: ScrReferralForScreeningDate, Value: 10/01/2023 ... 12/31/2023
 (2)Field Name: ScrAgeAtEvent, Value: 2.11 ... 5.11, Or/Omit:
 (3)Field Name: TrnTransitionMeetingDate, Value: =, Or/Omit:
 (4)Field Name: EndDate, Value: =, Or/Omit:

Counts represent the total number of referral for screenings conducted. Children with more than one timeline may have more than one referral for screening. Data source: Children's Registry and Information System (CHRIS)

The third new feature is an additional column added to the Record Locator Found Set screen displaying the school district that corresponds with the entry of Child Outcomes Summary (COS) data.

49 records found

DBNUM ↑↓	Last Name ↑↓	First Name ↑↓	Birth Date ↑↓	Code ↑↓	Residence County ↑↓	District ↑↓	Sig Adult Last Name ↑↓	Timeline Status	COS	Demo	Track
446396	Asi	Aju	03/06/2016		Archived	Archived	Asi				
447276	Asi	Aal	10/06/2020		Pinellas	Pinellas	Asi				
467902	Asi	Ast	11/18/2017		Pinellas	Pinellas	Tsc				
479179	Asi	Aan	04/04/2017	Purple Team	Lee	Lee	ri	ET			

In the screenshot above, the new District column is outlined in Red. Keep in mind, clicking the “District” column heading will sort the new District column first in descending order and then, after a second click, in ascending order.