

CHRIS
NEWSLETTER

SUMMER
2012

VOLUME
XXI

NUMBER
1

C O M M E N T S

INSIDE THIS ISSUE: **2** NEW LAYOUT DESIGN **3** CHRIS CHARTING FEATURES **4** GOODBYE SUSANA ANNOUNCEMENTS

FileMaker 12 Upgrade

Olga Camacho

One essential aspect of ensuring that CHRIS remains an effective data management system is to make sure that the technology used to run CHRIS stays current. To that end, we have upgraded all our servers to the newest version of FileMaker, FileMaker 12.

Programs, such as CHRIS, that were developed using previous versions of FileMaker are not

compatible with FileMaker 12. Therefore, the CHRIS database files had to be converted to the new version. Fortunately, we were able to conduct the conversion in a way that was transparent to the users.

Although the upgrade will not have an immediate impact on how you access and use CHRIS, it will improve the functionality of the

program. The upgrade will make CHRIS compatible with state-of-the-art servers and will allow for faster backups. FileMaker 12 also includes new layout design and charting tools that will provide users with additional ways to summarize and analyze data. The layout design and charting tools are described in more detail on the following pages.



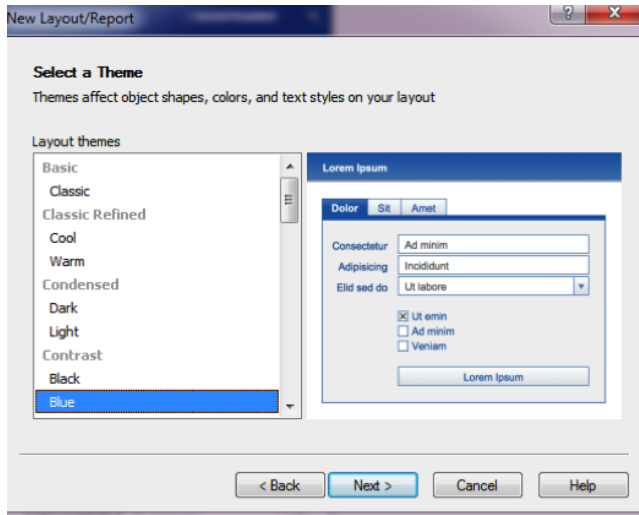
Thank You Susana

The CHRIS project would like to thank Susana Cossio for nearly 20 years of dedication to the CHRIS project. Susana played an integral role in the development of CHRIS. She served on the TAWG Executive Board for seven years and meticulously beta tested several new versions of CHRIS. CHRIS wouldn't be where it is today without her input and support. We wish Susana all the best in her retirement.

New Layout Design

Olga Camacho

FileMaker 12 includes 40 new layout design themes. These themes will allow your Reporter reports to have a more refined look with one click of the mouse. As you can see from the figures below, the themes come with pre-defined colors, fonts, and field display rules. Themes can be applied to existing reports by going into layout mode, clicking on the layout menu options, and selecting “change theme.”



Objects within the layout are now easier to manipulate. For instance, you can easily add a gradient to a button on the screen to give it a polished look. New ruler grids and alignment guides help organize data on reports. These guides are now dynamic so resizing a field on the screen with the guides in place will instantly show you when it is aligned properly or spaced evenly with other objects.

FileMaker 12

FullName	Referral For Screening Date	Final Screening Result Date	1
Staffing, Joe			
Jones, John	09/03/2010	09/03/2010	
Emeril, Norman	09/03/2010	06/03/2011	
Camacho, Olga	09/03/2010	05/03/2011	

FileMaker 11

FullName	Referral For Screening Date	Final Screening Result Date	1
Staffing, Joe			
Jones, John	09/03/2010	09/03/2010	
Emeril, Norman	09/03/2010	06/03/2011	
Camacho, Olga	09/03/2010	05/03/2011	



This newsletter was developed by the University of Miami, Department of Psychology, through the Children's Registry and Information System (CHRIS), a special project funded by the State of Florida, Department of Education, Bureau of Exceptional Education and Student Services (BEESS), through federal assistance under the Individuals with Disabilities Education Act (IDEA), Part B. The CHRIS Comments newsletter provides updates and information for the users of the CHRIS Registry.

Authorization for reproduction is hereby granted to the State System of Public Education consistent with section 1006.39(2), Florida Statutes. No authorization is granted for distribution or reproduction outside the State System of Public Education without prior approval in writing.

Copyright © 2012
State of Florida

Principal Investigator & Project Director
Christine F. Delgado, Ph.D.
cdelgado@umiami.edu

Project Manager
Olga Camacho
olga@miami.edu

CHRIS Help Desk
Cory Beermann, Technical Support
cory@miami.edu

Bijan Boustani, Technical Support/Publications
bijan@miami.edu

CHRIS Comments
Newsletter Schedule for 2012
February, May, August, November

CHRIS Project
University of Miami
Department of Psychology
5665 Ponce de Leon Blvd.
Flipse Building
Coral Gables, Florida 33146-0721

Email: chris.um@miami.edu
Website: <http://www.chris.miami.edu>
Phone: (800) 231-5747
(305) 284-5514
Fax: (305) 284-6992

CHRIS Charting Features

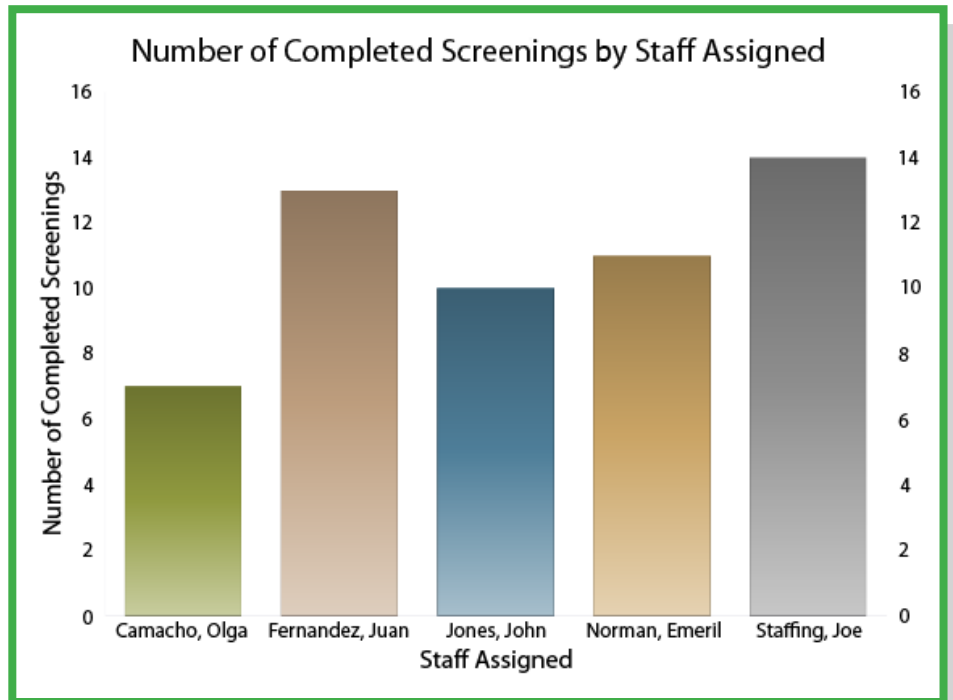
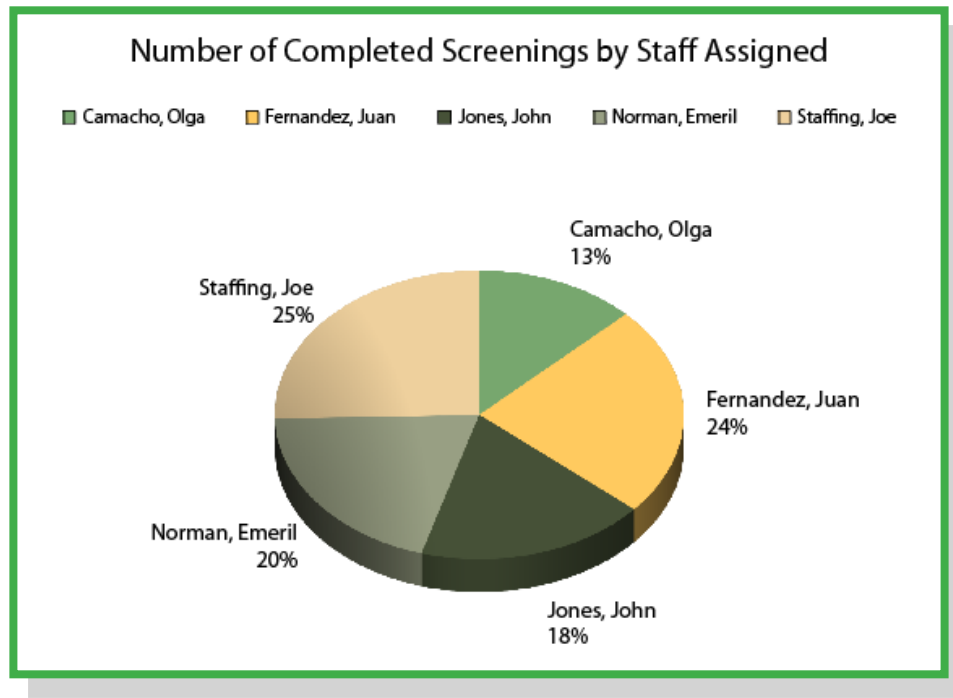
Olga Camacho

FileMaker 12 includes 10 chart types, 4 of which are new to this version. There is also a Quick Charts option that allows you to create charts in just a few mouse clicks.

To create a chart, complete the following steps:

- Perform a find in Reporter just as if you were creating a new report.
- Once in Reporter, chose any existing report layout to display the found set.
- Click on the third button to the right of “View As:” on the top of the screen to display the report in table format.
- Click on the column heading to display an arrow that allows you to access a drop down menu. Select the “Chart” option to create the chart.

Once the chart is created, you can select additional fields, include calculations, and change the appearance (chart type, color scheme, and display options). The chart you create can be saved as a layout. Then, in the future when you access your Reporter file with a different found set, the chart layout you created will automatically update with the current data values.



Goodbye from Susana

Susana Cossio

As I approach my retirement day (September 28, 2012), I've begun to reminisce about the 22 years during which I have been so very fortunate to work as a school psychologist and as a Child Find Specialist at FDLRS/South in Miami-Dade County. During most of those years, I've had a great friend, a very faithful and constant companion in CHRIS.

Since I first met CHRIS during the summer of 1993, I have seen it evolve through several conversions, from its infancy, when we worked from "dumb terminals," to the fantastic and very sophisticated statewide network that we have now: CHRIS Gold. Our current system allows authorized users to find out in a

few seconds whether a child has received or is receiving Child Find services in another Florida county. It also allows us to quickly transfer the child's information electronically between counties. This not only increases continuity of services for the children and their families when they move to a different county, but it also reduces unnecessary duplication of services and wasted time and resources.

At FDLRS/South, we find CHRIS indispensable. Thanks to the richness and flexibility of CHRIS, we are usually able to provide, in a few minutes, the information requested by other school district departments, community agencies, and parents.

I have no words with which to thank the CHRIS staff for their incredible dedication, knowledge, efficiency, creativity, patience, positive and friendly attitude, and ability and willingness to help us meet the needs of our children and their families, our community, and our staff. The members of the CHRIS team are always looking for ways to improve the system and to incorporate into it any applicable technological advances. We are indeed very fortunate and privileged to work with such excellent colleagues!!!

My deepest gratitude and best wishes to all of you who have enriched my life so much during these 22 years!!!

ANNOUNCEMENTS

CHRIS Trainings

To register for any CHRIS training session, send an email to Cory Beermann at cory@miami.edu or visit the Training page at <http://www.chris.miami.edu/training.htm>.

CHRIS Forms

Do you create forms or letters that include CHRIS data? If so, you can automate the completion of these documents by creating a report in Reporter. CHRIS Help Desk staff are happy to help create the forms and letters in Reporter.